



ZONA<sup>®</sup>  
GLASS OFFICE FRONTS

CUSTOMIZED FUNCTION, AESTHETIC CONSISTENCY

GLASS OFFICE FRONTS

# SEPARATE SPACE IN **STYLE**

ZONA GLASS WALL SYSTEMS

## Why ZONA?

**ZONA Glass Wall Systems** feature a refined, minimal profile designed to optimize natural daylight while providing premium sound attenuation. All single and double glazed systems maintain a consistent 1 ½" fixed wall profile, and are available in an extensive range of sizes, finishes, and configurations to suit any design requirement.

Engineered for strength and longevity, our systems incorporate proprietary reinforcement at all critical stress points, while still allowing for full customization to meet the unique demands of each project. All ZONA systems have undergone rigorous testing by an independent certified laboratory for sound transmission, structural rigidity, and finish quality.

Proudly made in the USA, ZONA Glass Wall Systems are backed by a 5-year warranty—delivering lasting performance and complete peace of mind.



# System Thresholds

Product Specifications

## Single Glazed Systems

<b>FIXED GLASS THICKNESS</b>	$\frac{3}{8}$ " , $\frac{1}{2}$ " or $\frac{5}{8}$ "
<b>SYSTEM DEPTH</b>	$1 \frac{3}{8}$ " or 2"
<b>CORNER CONFIGURATION</b>	Aluminum Post, Mitered Glass
<b>INTERSECTIONS</b>	Fly-by Post, Glass "T" Connections
<b>MAX. FLOOR VARIANCE</b>	$\frac{3}{8}$ " (Non-cumulative)



ZONA 1



ZONA 1+

## Double Glazed Systems

<b>FIXED GLASS THICKNESS</b>	$\frac{3}{8}$ " , $\frac{1}{2}$ " or $\frac{5}{8}$ "
<b>SYSTEM DEPTH</b>	$3 \frac{1}{4}$ " , 4" or Custom
<b>CORNER CONFIGURATION</b>	Aluminum Post, Mitered Glass
<b>INTERSECTIONS</b>	Fly-by Post, Glass "T" Connections
<b>MAX. FLOOR VARIANCE</b>	$\frac{3}{8}$ " (Non-cumulative)



ZONA 2



ZONA 2+

A modern office interior featuring a curved glass wall system. In the foreground, there are two blue upholstered armchairs on a grey patterned carpet. The glass wall reflects the office space and provides a view into another area. The ceiling has recessed lighting and a square air vent. On the left wall, there are framed pictures, including a large one with a blue and green abstract design. On the right wall, there is a decorative snake-shaped object and a framed picture. An 'EXIT' sign is visible in the background through the glass.

## Features & Benefits

### Design Consistency

Easily complement any single glazed, double glazed, or adjacent product.

### Narrow Sightlines

Maximize your clear view with 1 1/2" extrusion profiles between both single glazed and double glazed systems

### Flexible Configurations

Enjoy seamless connections to moveable wall systems, all while choosing the best system, operation, and finishes to fit your space.

### Maximize Natural Light

Improve mood, reduce stress, and create a more positive environment with increased daylighting.

## ZONA 1



<b>Dimensions</b>	1 3/8" w x 1 1/2" h
<b>Max Height</b>	12 ft
<b>Acoustics</b>	39 STC
<b>Glass Thickness</b>	3/8", 1/2" or 5/8"
<b>Glass Joints</b>	Butt Glazed or Applied Sash

## ZONA 1 +

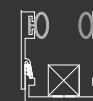



<b>Dimensions</b>	2" w x 1 1/2" h
<b>Max Height</b>	12 ft
<b>Acoustics</b>	39 STC
<b>Glass Thickness</b>	3/8", 1/2" or 5/8"
<b>Glass Joints</b>	Butt Glazed, Mullions or Applied Sash

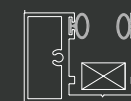
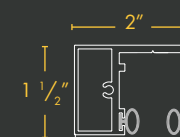
With streamlined profiles and a bold architectural presence, **ZONA 1 and ZONA 1+** systems are engineered to enhance acoustic performance while preserving refined, minimal sightlines.

## Details

### ZONA 1



### ZONA 1 +





## ZONA 2



<b>Dimensions</b>	3 3/4" w x 1 1/2" h
<b>Max Height</b>	12 ft
<b>Acoustics</b>	45 STC
<b>Glass Thickness</b>	3/8", 1/2" or 5/8"
<b>Glass Joints</b>	Butt Glazed or Mullions

## ZONA 2 +



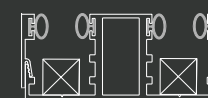

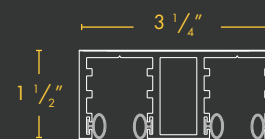
<b>Dimensions*</b>	4-3/4" w x 1 1/2" h
<b>Max Height</b>	12 ft
<b>Acoustics</b>	49 STC
<b>Glass Thickness</b>	3/8", 1/2" or 5/8"
<b>Glass Joints</b>	Butt Glazed or Mullions

\* Custom width available

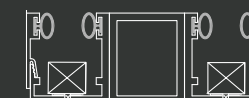
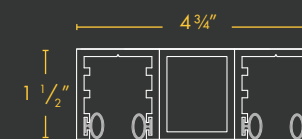
**ZONA 2 and ZONA 2+** represent advanced double-glazed glass wall systems that set a new standard in architectural refinement. Designed with acoustics at the forefront, both systems deliver superior sound control to support calm, productive spaces.

## Details

### ZONA 2



### ZONA 2 +



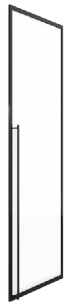


## Door Styles

Whether you prefer sliding or swinging options, ZONA provides versatile and innovative solutions for glass doors that are compatible with all systems.

This flexibility allows for customization and compatibility with existing setups or future expansions.

### Single Glazed



#### ZONA 1 DOOR

<b>Door Thickness</b>	1 1/4"
<b>Operation</b>	Swing or Slide
<b>Hardware</b>	Locking, Non-Locking Pulls, Levers
<b>Additional Options</b>	Surface Mounted Closer



#### ZONA 1 + DOOR

<b>Door Thickness</b>	1 3/4"
<b>Operation</b>	Swing
<b>Hardware*</b>	Pulls, Lockset & Lever
<b>Additional Options</b>	Concealed Closer, 1 Drop Seal

\* Compatible with most hardware

### Double Glazed



#### ZONA 2 DOOR

<b>Door Thickness</b>	2 1/4"
<b>Operation</b>	Swing
<b>Hardware</b>	Pulls, Lockset & Lever
<b>Additional Options</b>	Concealed Closer

### Specialty



#### WOOD DOOR

<b>Door Thickness</b>	1 3/4" Single Glazed or 2 1/4" Double Glazed
<b>Operation</b>	Swing
<b>Hardware*</b>	Pulls, Lockset & Levers
<b>Additional Options</b>	Concealed Closers, Drop Seals

\* Compatible with most hardware



#### FRAMELESS DOOR

<b>Door Thickness</b>	1/2" or 5/8" Tempered
<b>Operation</b>	Swing
<b>Hardware</b>	Pulls, Lockset & Lever
<b>Additional Options</b>	Applied Drop Seals

## Finishes


Standard Frame & Door Panel Finishes (AAMA 2604)



Also available in a wide array of custom powder coated RAL Colors.

## Glass Options

ZONA Glass Wall Systems can incorporate a variety of glass types to meet your specification.



- Tempered
- Clear
- Laminated
- Low Iron
- Acoustic
- Specialty Glass

## Hardware Options

ZONA also works with a variety of decorative and specialized hardware manufacturers to meet the requirements of every project. Contact our team to discuss available options.

- Locking/ Non-Locking Pulls
- Mortise/Cylindrical Locksets
- Maglocks/Electric Strikes
- Drop Seals
- Free Swing & Hydraulic Hinges
- Door Closers (Concealed/ Surface Applied)

## Explore Exceptional Support & Resources

- Our team of experts are ready to help you plan your project, detail your space, and optimize your layout.
- Whether your project is big or small, our local sales, installation, and service professionals are there to help!
- Visit [www.zonaglasswallsystems.com](http://www.zonaglasswallsystems.com) to discover the possibilities!



# ZONA<sup>®</sup>

GLASS WALL SYSTEMS

**ZONA Glass Wall Systems, Inc.**

824 East Gate Drive, Suite D, Mt. Laurel, NJ 08054

T: 201.329.6279

[info@zonaglasswallsystems.com](mailto:info@zonaglasswallsystems.com)

[www.zonaglasswallsystems.com](http://www.zonaglasswallsystems.com)

